

Purchasing Managers Index of Puerto Rico Manufacturing

APRIL 2013

Transmission of material in this release is embargoed

until 10:00 a.m. (AST) Monday, June 3, 2013

(787) 993-3336 • preguntas@estadisticas.gobierno.pr

<http://www.estadisticas.gobierno.pr/iepr/Publicaciones/Encuestas/ManufacturaPMI.aspx>

PUERTO RICO MANUFACTURING PMI DECLINED TO 55.8 IN APRIL

On a Non-Seasonally Adjusted (NSA) basis, the Purchasing Managers Index (PMI) for Puerto Rico's manufacturing sector fell to 55.8 in April, but remained above the threshold level for the fifth consecutive month. A reading above the threshold level of 50 suggests an expansion in the manufacturing sector with respect to the previous month. In April, all of the PMI sub-indexes decreased, except the Employment PMI sub-index. However, all five sub-indexes remained above the threshold. The Puerto Rico Manufacturing-Purchasing Managers Index (PRM-PMI) has been above the threshold level in 29 of the 36 months since the survey was first undertaken. The PRM-PMI is currently available only on a Non-Seasonally Adjusted (NSA) basis which means that seasonal fluctuations can affect its performance.

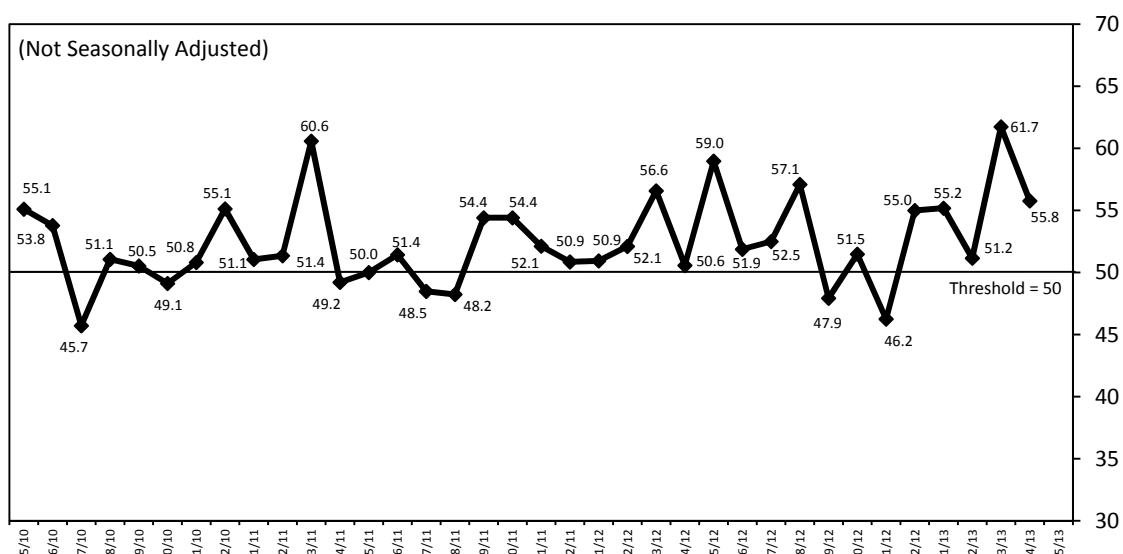


Table 1. Puerto Rico Manufacturing – Purchasing Managers' Index (NSA): April 2013

	Better	Same	Worse	PMI		
Órdenes nuevas	42.3	34.6	23.1	59.6	Higher	New orders
Producción	38.5	38.5	23.1	57.7	Higher	Production
Empleo	19.2	69.2	11.5	53.8	Higher	Employment
Entregas de suplidores	7.7	88.5	3.8	51.9	Slower	Supplier deliveries
Inventarios de su empresa	38.5	34.6	26.9	55.8	Higher	Own inventories

Puerto Rico Manufacturing – Purchasing Managers Index (NSA) 55.8 Expansion

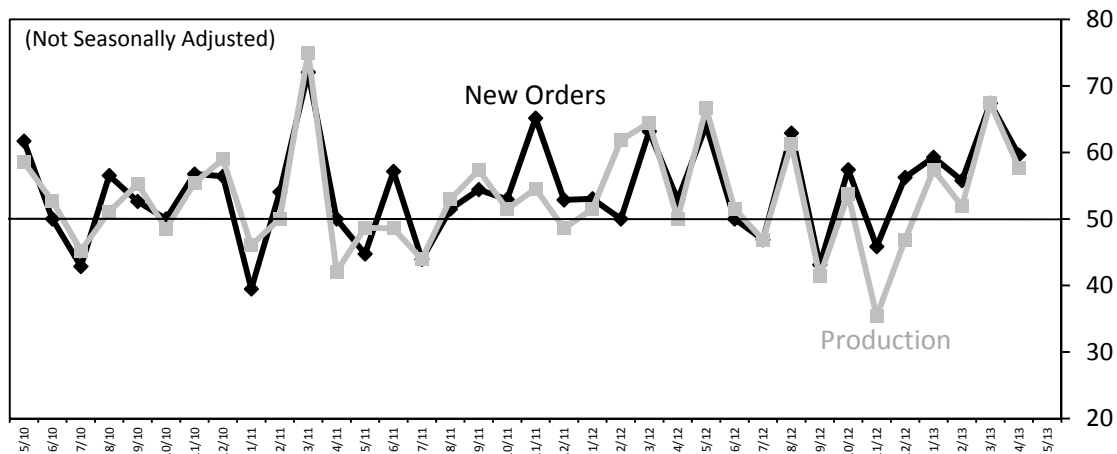
Note: Not Seasonally Adjusted (NSA)

New Orders

In April, the New Orders PMI (NSA) fell to 59.6, but remained above the threshold for the fifth consecutive month. A reading above 50 indicates that on a Non-Seasonally Adjusted (NSA) basis, new orders at manufacturing establishments in April were higher than in March.

Production

The Production PMI (NSA) declined to 57.7 in April, but remained above the threshold for the fourth consecutive month. A reading above 50 indicates that on a Non-Seasonally Adjusted (NSA) basis, manufacturing production in April was higher than in March.

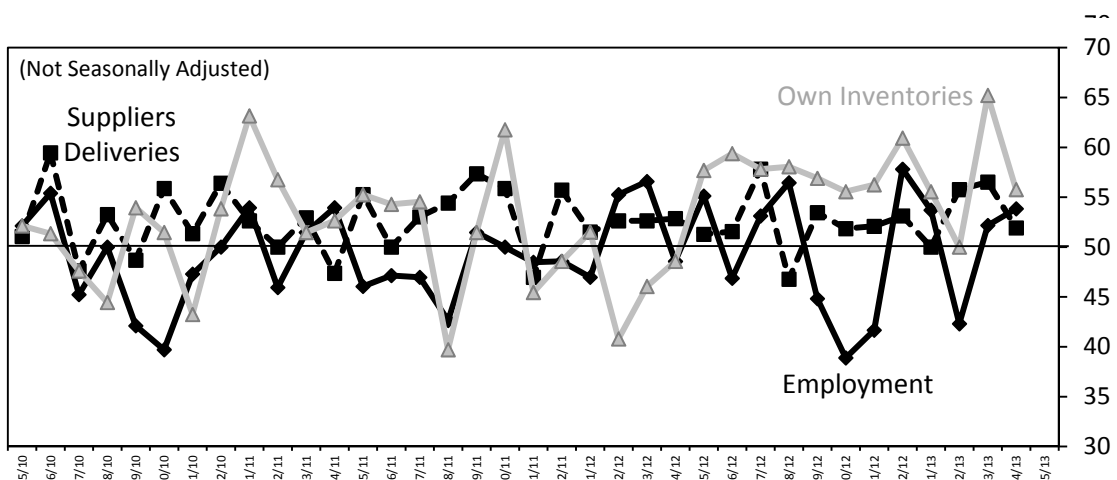


Employment

In April, the Employment PMI (NSA) rose to 53.8, remaining above the threshold for the second month. A reading above 50 indicates that on a Non-Seasonally Adjusted (NSA) basis, manufacturing employment in April was higher than in March.

Supplier Deliveries

The Supplier Deliveries PMI (NSA) ticked down to 51.9 in April, but remained at or above the threshold for the eighth consecutive month. A reading above 50 indicates that on a Non-Seasonally Adjusted (NSA) basis, the speed of supply deliveries in April was slower than in March, suggesting a higher demand for intermediate goods.



Own Inventories

In April, the Own Inventories PMI (NSA) fell to 55.8, remaining at or above the threshold for the twelfth consecutive month. A reading above 50 indicates that on a Non-Seasonally Adjusted (NSA) basis, inventories in manufacturing establishments in April were higher than in March.

Methodological note

The Puerto Rico Manufacturing-Purchasing Managers Index (PRM-PMI) is the result of a collaborative project between the Puerto Rico Manufacturers Association, Scotiabank, and the Puerto Rico Institute of Statistics. The PRM-PMI measures short-run business conditions in Puerto Rico's manufacturing sector, and provides a broad-based metric for the productive side of Puerto Rico's economy. It is currently in a testing phase to ensure a reliable methodology. The methodology is similar to PMI surveys conducted elsewhere. The survey questionnaire is available at <http://www.estadisticas.gobierno.pr/iepr/Publicaciones/Encuestas/ManufaturaPMI.aspx>. The participants include manufacturing establishments with 50 or more employees with membership in the Puerto Rico Manufacturers Association. Currently, results are presented on a Non-Seasonally Adjusted (NSA) basis. In the future, with sufficient data points, a seasonally adjusted version of the PRM-PMI will be prepared, which will smooth away the influence of seasonal fluctuations.

The PRM-PMI is calculated as the simple average of 5 sub-indexes, representing different business conditions in manufacturing establishments: New Orders PMI, Production PMI, Employment PMI, Supplier Deliveries PMI, Own Inventories PMI. The sub-indexes are computed using a diffusion index methodology. In specific, for any given month with respect to the previous month, participants are asked to answer whether the business condition of the establishment: (1) improved, (2) remained the same, or (3) deteriorated. Diffusion indexes are calculated as the percentage of responses that indicate the business condition improved plus half of the percentage of responses that indicate the business condition remained the same. The survey also includes questions on other business conditions. The diffusion indexes that correspond to these questions are currently under evaluation.

This report was prepared by the staff of the Puerto Rico Institute of Statistics and has not been evaluated by the Board of Directors of the Puerto Rico Institute of Statistics. The information contained in this report need not reflect the official opinion of the Board of Directors of the Puerto Rico Institute of Statistics. No warranty, express or implied, is attached to these figures. While the figures are compiled with professional care, no representations about appropriateness, accuracy, or suitability for specific applications are made.

Contact information

Contact person: Yoel Velázquez, PPL, Statistical Project Manager
Addresses: Physical – 57 Quisqueya St., Suite 2000, San Juan, PR 00917; Postal – P.O. Box 195484, San Juan, PR 00919
Telephones: Direct – (787) 993-3340; Fax – (787) 993-3346; E-mail – yoel.velazquez@estadisticas.gobierno.pr

To obtain a copy of this report

(1) visit <http://www.estadisticas.gobierno.pr/iepr/Publicaciones/Encuestas/ManufaturaPMI.aspx>, (2) email your request to preguntas@estadisticas.gobierno.pr, (3) call (787) 993-3336, (4) fax your request to (787) 993-3346, (5) mail your request to the Puerto Rico Institute of Statistics, P.O. Box 195484, San Juan, PR 00919, or (6) visit the offices of the Puerto Rico Institute of Statistics at 57 Quisqueya St., Suite 2000, San Juan, PR 00917, between the hours of 8:00 a.m. and 5:30 p.m. The report is available on paper and in the following electronic formats: pdf and Microsoft Excel. The report is free.

Publication calendar

The monthly PRM-PMI report is published at 10:00 a.m. on the first business day of the month. In specific, the table below shows the expected publication dates of the PRM-PMI report during calendar year 2013:

Reference month	Publication date
Nov-12	January 2, 2013
Dec-12	February 1, 2013
Jan-13	March 1, 2013
Feb-13	April 1, 2013
Mar-13	May 1, 2013
Apr-13	June 3, 2013

Reference month	Publication date
May-13	July 1, 2013
Jun-13	August 1, 2013
Jul-13	September 3, 2013
Aug-13	October 1, 2013
Sep-13	November 1, 2013
Oct-13	December 2, 2013